



OAKLEY

41187

Bringing a more modern look to the comfort and convenience of motion furnishings, the Oakley will soon become a cherished place to recharge at the end of a long week. A double-bolstered back brings a structured look, accented by topstitch details on the back and seat. Power headrest, recline, and lumbar offer infinite opportunities for creating the perfect position, while wall-hugger technology ensures a full recline with as little as 4" of wall clearance. Every smooth movement is activated with a brushed-metal switch that features integrated USB charging.

PALLISER



OAKLEY

41187

Note: Icon images are for illustrative purposes only and may not be an exact representation of the product. Please refer to the product photography for the most accurate representation.

Left-hand Facing (LHF): Refers to the arm or bumper being on the left side of the piece when you are facing it.

Right-hand Facing (RHF): Refers to the arm or bumper being on the right side of the piece when you are facing it.

Inside Arm (IA): Refers to the distance between the arms.

STANDALONE PIECES



31 Wallhugger Power Recliner w/ Power Headrest

41 x 41 x 41"
105 x 105 x 105 cm
IA: 19" / 49 cm



61 Sofa Power Recliner w/ Power Headrest

86 x 41 x 41"
219 x 105 x 105 cm
IA: 65" / 166 cm



63 Loveseat Power Recliner w/ Power Headrest

63 x 41 x 41"
161 x 105 x 105 cm
IA: 42" / 107 cm



68 Console Loveseat Power Recliner w/ Power Headrest

76 x 41 x 41"
194 x 105 x 105 cm



L6 Sofa Power Recliner w/ Power Headrest & Power Lumbar

86 x 41 x 41"
219 x 105 x 105 cm
IA: 65" / 166 cm



L7 Loveseat Power Recliner w/ Power Headrest & Power Lumbar

63 x 41 x 41"
161 x 105 x 105 cm
IA: 42" / 107 cm



L8 Console Loveseat Recliner Power w/ Power Headrest & Power Lumbar

76 x 41 x 41"
194 x 105 x 105 cm



L9 Wallhugger Power Recliner w/ Power Headrest & Power Lumbar

41 x 41 x 41"
105 x 105 x 105 cm
IA: 19" / 49 cm

*Select pieces from this collection are available in pattern-matched accent covers. Pattern matching ensures the pattern is consistent throughout the piece and matches at seams, and over arms and backs, creating a continuous pattern. Dimensions shown as Width x Depth x Height. Dimensions are correct at the time of printing and are subject to change without notice. Actual measurements for each item may vary. Please allow up to a +/- 1 inch or 3 centimeter difference.



OAKLEY

41187

Note: Icon images are for illustrative purposes only and may not be an exact representation of the product.

Please refer to the product photography for the most accurate representation.

Left-hand Facing (LHF): Refers to the arm or bumper being on the left side of the piece when you are facing it.

Right-hand Facing (RHF): Refers to the arm or bumper being on the right side of the piece when you are facing it.

Inside Arm (IA): Refers to the distance between the arms.

SECTIONAL PIECES



10 Armless Chair

23 x 41 x 41"
59 x 105 x 105 cm



**66 RHF Power Recliner w/
Power Headrest**

32 x 41 x 41"
81 x 105 x 105 cm



**67 LHF Power Recliner w/
Power Headrest**

32 x 41 x 41"
81 x 105 x 105 cm



**6H Armless Power Recliner w/
Power Headrest**

23 x 41 x 41"
59 x 105 x 105 cm



9X Corner Curve Large

55 x 55 x 41"
140 x 140 x 105 cm



K0 Wedge w/Storage

17 x 40 x 37"
42 x 101 x 94 cm



**K1 Wedge 45 Degree
w/Storage**

36 x 38 x 37"
91 x 96 x 94 cm



K2 Console w/Storage

13 x 40 x 37"
34 x 101 x 94 cm



**L1 RHF Pwr Recl Pwr/HR Pwr
Lumbar**

32 x 41 x 41"
81 x 105 x 105 cm



**L2 LHF Pwr Recl Pwr/HR Pwr
Lumbar**

32 x 41 x 41"
81 x 105 x 105 cm



**L3 Armless P/Recl Pwr/HR Pwr
Lumbar**

23 x 41 x 41"
59 x 105 x 105 cm

*Select pieces from this collection are available in pattern-matched accent covers. Pattern matching ensures the pattern is consistent throughout the piece and matches at seams, and over arms and backs, creating a continuous pattern. Dimensions shown as Width x Depth x Height. Dimensions are correct at the time of printing and are subject to change without notice. Actual measurements for each item may vary. Please allow up to a +/- 1 inch or 3 centimeter difference.

PALLISER



OAKLEY

41187

POPULAR CONFIGURATIONS

Note: Icon images are for illustrative purposes only and may not be an exact representation of the product.

Please refer to the product photography for the most accurate representation.

Left-hand Facing (LHF): Refers to the arm or bumper being on the left side of the piece when you are facing it.

Right-hand Facing (RHF): Refers to the arm or bumper being on the right side of the piece when you are facing it.

Inside Arm (IA): Refers to the distance between the arms.



**4-Seat Corner Curve
Sectional with Three Triple
Power Recliners**

L2/L3/9X/10/L1
109.5 x 109.5"
279 x 279 cm



**4-Seat Corner Curve
Sectional with Storage
Console and Three Triple
Power Recliners**

L2/K2/L3/9X/6H/L1
122.5 x 109.5"
312 x 279 cm



**4-Seat Corner Curve
Sectional with Storage
Console and Two Triple
Power Recliners**

L2/K2/10/9X/10/L1
122.5 x 109.5"
312 x 279 cm



**4-Seat Corner Curve
Sectional with Two Double
Power Recliners**

67/10/9X/10/66
109.5 x 109.5"
279 x 279 cm

*Select pieces from this collection are available in pattern-matched accent covers. Pattern matching ensures the pattern is consistent throughout the piece and matches at seams, and over arms and backs, creating a continuous pattern.
Dimensions shown as Width x Depth x Height. Dimensions are correct at the time of printing and are subject to change without notice. Actual measurements for each item may vary. Please allow up to a +/- 1 inch or 3 centimeter difference.

PALLISER



OAKLEY

41187



STANDARD FUNCTIONS

- Power Lumbar
- USB charging
- Power recline, power headrests and power lumbar with a button switch, USB charging, and LED backlighting



FRAME

- All Palliser frames are constructed from engineered wood products, hardwood or softwood; joints are pinned and glued for uniformity and strength.



CHOOSE YOUR ACCESSORIES

- Extra Black Tray Table
- LED Flex Light
- Tablet Holder
- Extra Metal Tray Table
- Wine Glass Holder
- Battery Y-Cable
- Antique Brass Cup Holder
- Black LED Cup Holder
- Matte Black Cupholder
- Stainless Steel Cup Holder
- Standard Recline Option
- Zero Gravity Recline Option
- Black Table With Grommet
- Black Table With Grommet
- Grommet Only
- Metal Table With Grommet



CHOOSE YOUR LEG OPTION

- This item comes standard with the leg pictured



CHOOSE YOUR COVER

- Fabrics, excluding Accent Fabrics
- Leather
- Leather Alternative
- Leather Match



SEATING

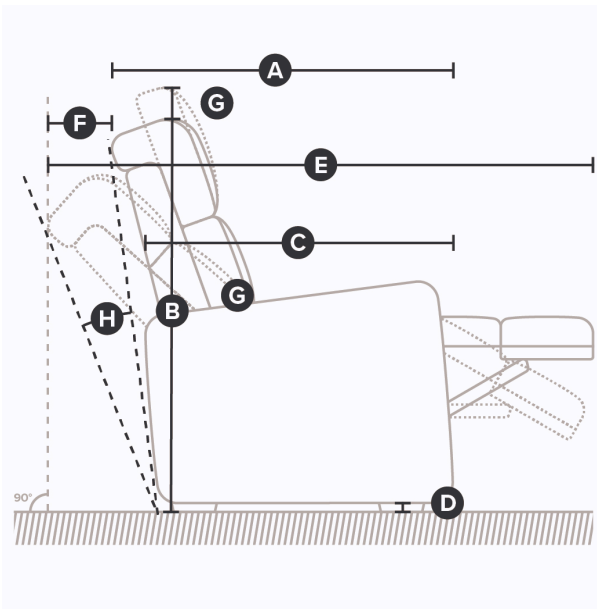
- Back cushions with fibre filling
- Full, chaise-style seat cushions with high-resiliency, high density foam core in polyester wrap
- Back Suspension: 100% premium elastic webbing to provide consistent comfort and support.
- Seat Suspension: Heavy gauge sinuous springs, engineered to provide premium comfort and endurance.



OAKLEY

41187

DIMENSIONS



Side

All measurements in inches (in).

SKU	Description	A. Depth	B. Height	C. Arm Depth	C.. Seat Depth	D. Ground Clearance	E. Full Recline Depth	F. Wall Clearance
41187-10	Armless Chair	41.0	41.0		21.5	1.5	68.0	
41187-31	Power Wallhugger Recliner	41.0	41.0	24.0	21.5	1.5	68.0	5.1
41187-61	Power Reclining Sofa	41.0	41.0	24.0	21.5	1.5	68.0	5.1
41187-63	Power Reclining Loveseat	41.0	41.0	24.0	21.5	1.5	68.0	5.1
41187-66	Right-Hand Facing Power Recliner	41.0	41.0	24.0	21.5	1.5	68.0	5.1
41187-67	Left-Hand Facing Power Recliner	41.0	41.0	24.0	21.5	1.5	68.0	5.1
41187-68	Power Reclining Loveseat with Console	41.0	41.0	24.0	21.5	1.5	68.0	5.1
41187-6H	Power Armless Recliner with Power Headrest	41.0	41.0		21.5	1.5	68.0	5.1
41187-9X	Corner Curve Large	55.0	41.0			1.5		
41187-K0	Wedge w/Storage	39.5	37.0					
41187-K1	Wedge 45 Degree w/Storage	37.5	37.0					
41187-K2	Console w/Storage	39.5	37.0					
41187-L1	RHF Pwr Recl Pwr/HR Pwr Lumbar	41.0	41.0	24.0	21.5	1.5	68.0	5.1
41187-L2	LHF Pwr Recl Pwr/HR Pwr Lumbar	41.0	41.0	24.0	21.5	1.5	68.0	5.1
41187-L3	Armless P/Recl Pwr/HR Pwr Lum	41.0	41.0		21.5	1.5	68.0	5.1
41187-L6	Sofa with Two Triple Power Recliners	41.0	41.0	24.4	21.5	1.5	68.0	5.1
41187-L7	Loveseat with Two Triple Power Recliners	41.0	41.0	24.0	21.5	1.5	68.0	5.1
41187-L8	Loveseat with Console & Two Triple Power Recliners	41.0	41.0	24.0	21.5	1.5	68.0	5.1
41187-L9	Power Wallhugger Recliner with Lumbar	41.0	41.0	24.0	21.5	1.5	68.0	5.1

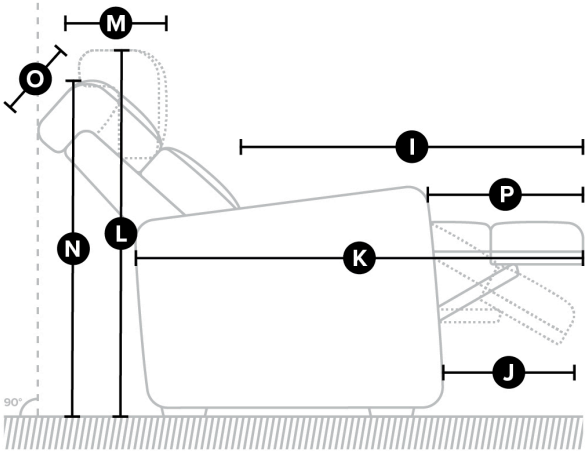
*Select pieces from this collection are available in pattern-matched accent covers. Pattern matching ensures the pattern is consistent throughout the piece and matches at seams, and over arms and backs, creating a continuous pattern. Dimensions shown as Width x Depth x Height. Dimensions are correct at the time of printing and are subject to change without notice. Actual measurements for each item may vary. Please allow up to a +/- 1 inch or 3 centimeter difference.



OAKLEY

41187

DIMENSIONS



Side (continued)

All measurements in inches (in).

SKU	Description	I. Seat Depth When Footrest Open	O. Depth When Headrest Closed
41187-10	Armless Chair	70.0	70.0
41187-31	Power Wallhugger Recliner	70.0	70.0
41187-61	Power Reclining Sofa	70.0	70.0
41187-63	Power Reclining Loveseat	70.0	70.0
41187-66	Right-Hand Facing Power Recliner	70.0	70.0
41187-67	Left-Hand Facing Power Recliner	70.0	70.0
41187-68	Power Reclining Loveseat with Console	70.0	70.0
41187-6H	Power Armless Recliner with Power Headrest	70.0	70.0
41187-L1	RHF Pwr Recl Pwr/HR Pwr Lumbar	70.0	70.0
41187-L2	LHF Pwr Recl Pwr/HR Pwr Lumbar	70.0	70.0
41187-L3	Armless P/Recl Pwr/HR Pwr Lum	70.0	70.0
41187-L6	Sofa with Two Triple Power Recliners	70.0	70.0
41187-L7	Loveseat with Two Triple Power Recliners	70.0	70.0
41187-L8	Loveseat with Console & Two Triple Power Recliners	70.0	70.0
41187-L9	Power Wallhugger Recliner with Lumbar	70.0	70.0

*Select pieces from this collection are available in pattern-matched accent covers. Pattern matching ensures the pattern is consistent throughout the piece and matches at seams, and over arms and backs, creating a continuous pattern. Dimensions shown as Width x Depth x Height. Dimensions are correct at the time of printing and are subject to change without notice. Actual measurements for each item may vary. Please allow up to a +/- 1 inch or 3 centimeter difference.

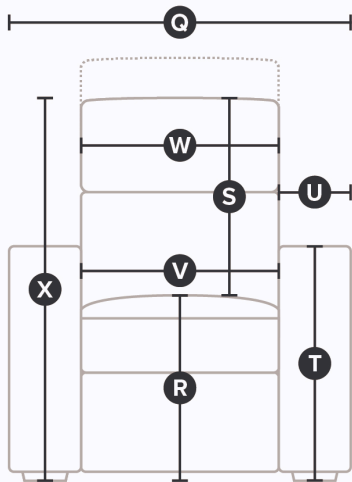


OAKLEY

41187



DIMENSIONS



Front

All measurements in inches (in).

SKU	Description	Q. Width	R. Seat Height From Floor	S. Height Of Back From Seat	T. Arm Height From Floor	U. Arm Width	V. Width Between Arms
41187-10	Armless Chair	23.0	19.5	26.0			
41187-31	Power Wallhugger Recliner	41.0	19.5	26.0	26.0	26.6	19.0
41187-61	Power Reclining Sofa	86.0	19.5	26.0	26.0	26.6	65.0
41187-63	Power Reclining Loveseat	63.0	19.5	26.0	26.0	26.6	42.0
41187-66	Right-Hand Facing Power Recliner	31.5	19.5	26.0	26.0	26.6	
41187-67	Left-Hand Facing Power Recliner	31.5	19.5	26.0	26.0	26.6	
41187-68	Power Reclining Loveseat with Console	76.0	19.5	26.0	26.0	26.6	
41187-6H	Power Armless Recliner with Power Headrest	23.0	19.5	26.0			
41187-9X	Corner Curve Large	55.0	19.5	26.0			
41187-K0	Wedge w/Storage	16.5					
41187-K1	Wedge 45 Degree w/Storage	35.5					
41187-K2	Console w/Storage	13.0					
41187-L1	RHF Pwr Recl Pwr/HR Pwr Lumbar	31.5	19.5	26.0	26.0	26.6	
41187-L2	LHF Pwr Recl Pwr/HR Pwr Lumbar	31.5	19.5	26.0	26.0	26.6	
41187-L3	Armless P/Recl Pwr/HR Pwr Lum	23.0	19.5	26.0			
41187-L6	Sofa with Two Triple Power Recliners	86.0	19.5	26.0	26.0	26.6	65.0
41187-L7	Loveseat with Two Triple Power Recliners	63.0	19.5	26.0	26.0	26.6	42.0
41187-L8	Loveseat with Console & Two Triple Power Recliners	76.0	19.5	26.0	26.0	26.6	
41187-L9	Power Wallhugger Recliner with Lumbar	41.0	19.5	26.0	26.0	26.6	22.9

*Select pieces from this collection are available in pattern-matched accent covers. Pattern matching ensures the pattern is consistent throughout the piece and matches at seams, and over arms and backs, creating a continuous pattern. Dimensions shown as Width x Depth x Height. Dimensions are correct at the time of printing and are subject to change without notice. Actual measurements for each item may vary. Please allow up to a +/- 1 inch or 3 centimeter difference.